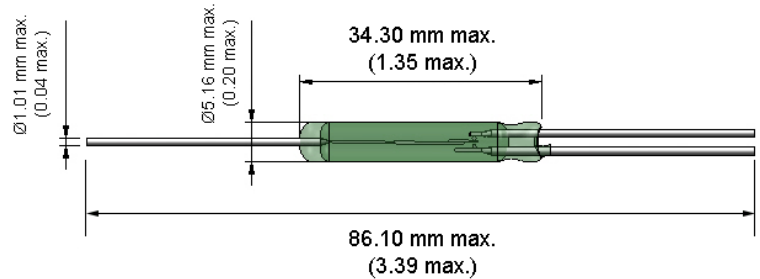
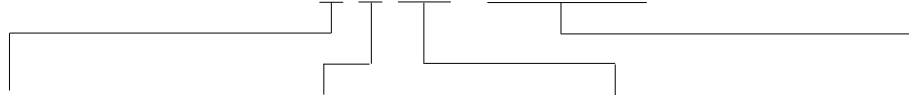


KSK-1C10 Reed Switches



- Features: SPDT Changeover, High Power, High Current
- Applications: Position Detector, Counter, Valve Detector
- Markets: Industrial, Security, Test & Measurement & Others

Part Description: **K S K - 1 C 1 0 X X X X**



Contact QTY	Contact Form	Switch Model	Pull-In Excitation (AT-Range)
1	C (SPDT-Changeover)	10	60 - 100

Contact Data	Unit	
Rated Power (max.) Any DC combination of V&A not to exceed their individual max.'s	100	W
Switching Voltage (max.) DC or peak AC	500	V
Switching Current (max.) DC or peak AC	3.0	A
Carry Current (max.) DC or peak AC	5.0	A
Contact Resistance (max.) @ 0.5V & 10mA	500	mOhm
Breakdown Voltage (min.) DC or peak AC	1,000	V
Operating Time (max.) Incl. Bounce; Measured with 40% Overdrive	3.5	ms
Release Time (max.) Measured with no Coil Excitation	3	ms
Test Coil	KMS-04	
Insulation Resistance (min.) RH < 45%, 100 V Test Voltage	10 ⁸	Ohm
Capacitance (typ.) @ 10kHz across open Switch	2	pF


Series Datasheet – KSK-1C10 Reed Switches

www.andiantech.com

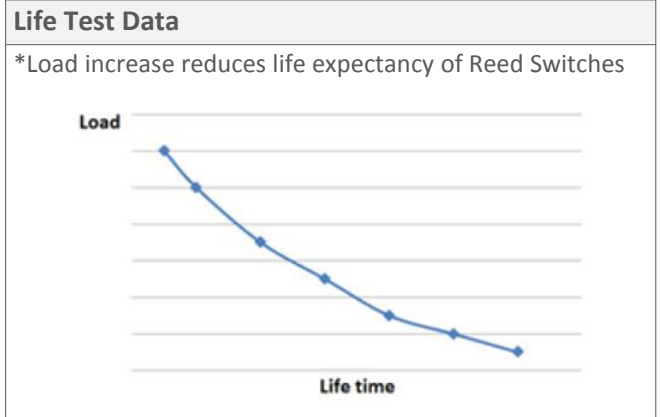
Dimensions (mm)	
Overall Length (max.)	86.1
Glass Length (max.)	34.3
Glass Dia (max.)	5.16
Lead Dia. (max.)	1.01

Environmental Data		Unit
Shock Resistance (max.) 1/2 sine wave duration 11ms	50	g
Vibration Resistance (max.)	20	g
Operating Temperature	-40 to 130	°C
Storage Temperature	-55 to 130	°C
Soldering Temperature (max.) 5 sec. max.	260	°C

KSK-1C10 Reed Switch



Handling & Assembly Instructions	
➤	Use proper lead clamping or heat sinking techniques to prevent mechanical and/or heat stress to the glass seal during bending, cutting, soldering, and welding
➤	Mechanical shock as the result of dropping the reed switch typically from a distance of greater than 12" may change it's magnetic sensitivity and/or destroy the switch
➤	Any form of modification to the switch leads will alter it's magnetic sensitivity
➤	Series resistor recommended for >5m cable length



Glossary Contact Form		
Form A	NO = Normally Open Contacts SPST = Single Pole Single Throw	
Form B	NC = Normally Closed Contacts SPST = Single Pole Single Throw	
Form C	Changeover SPDT = Single Pole Double Throw	

